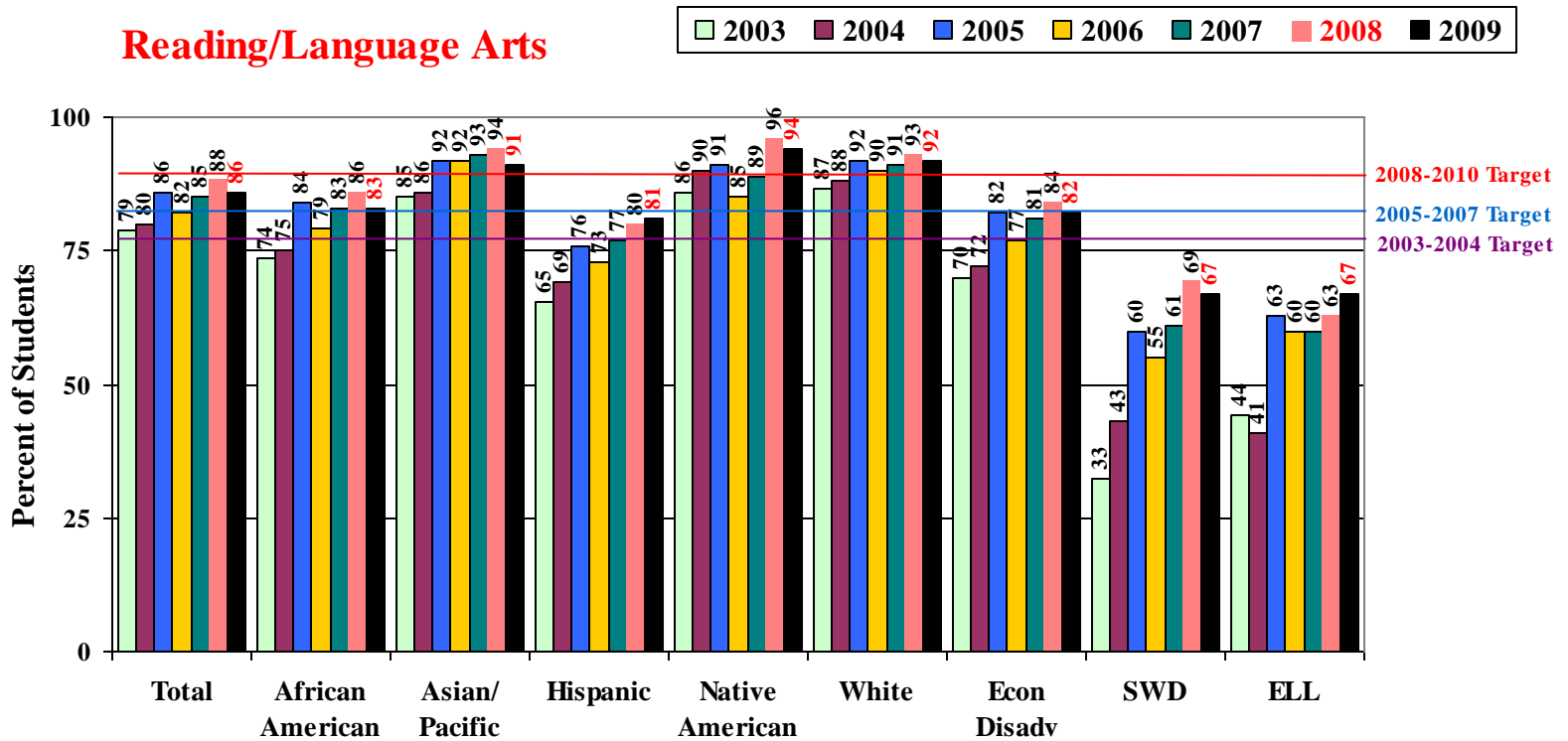


Metropolitan Nashville Public Schools

2009 Adequate Yearly Progress Report



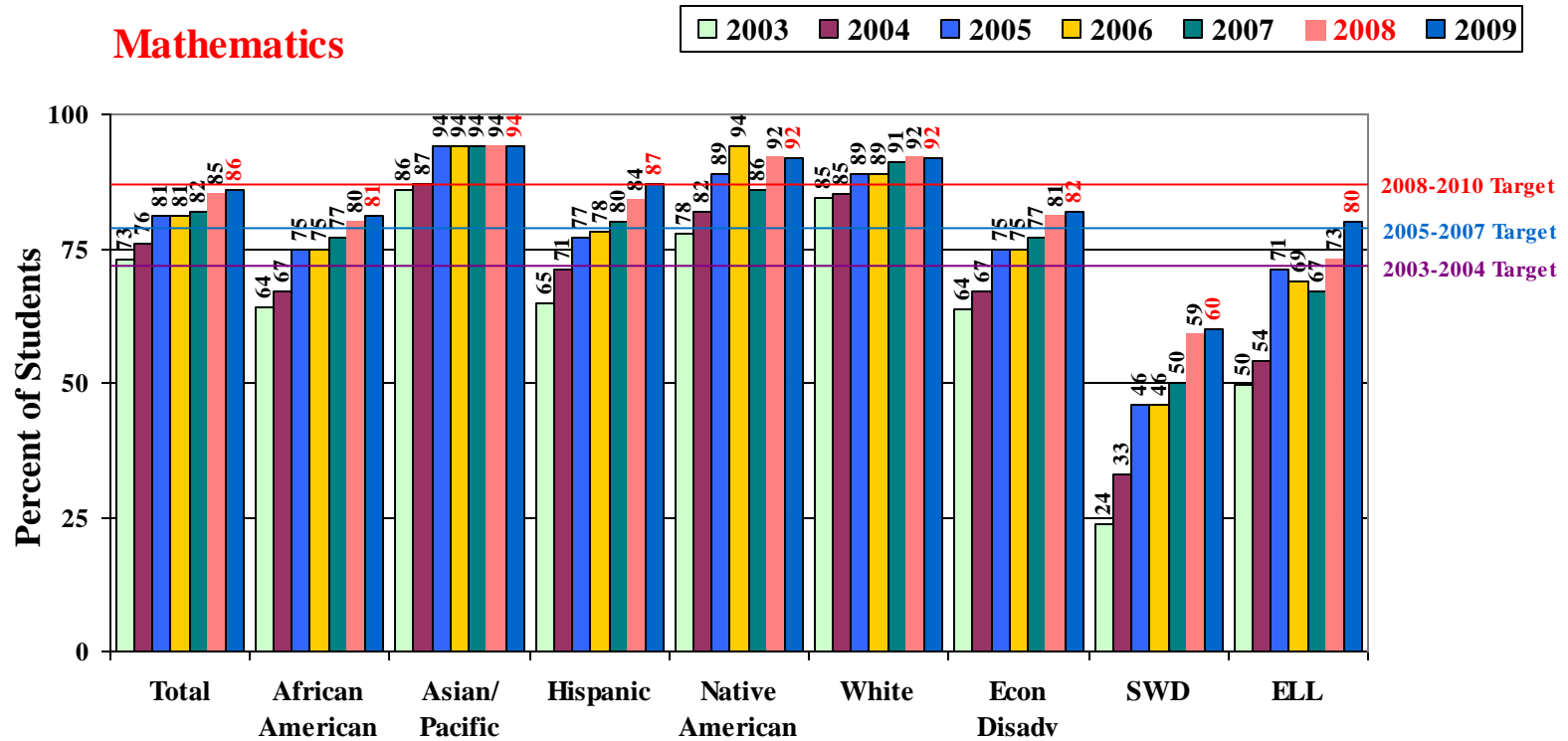
Percent of MNPS Students in Grades 3-8 Scoring Proficient or Advanced by NCLB Subgroup



Note: Only grades 3, 5, and 8 were included in NCLB results in 2003-2005.

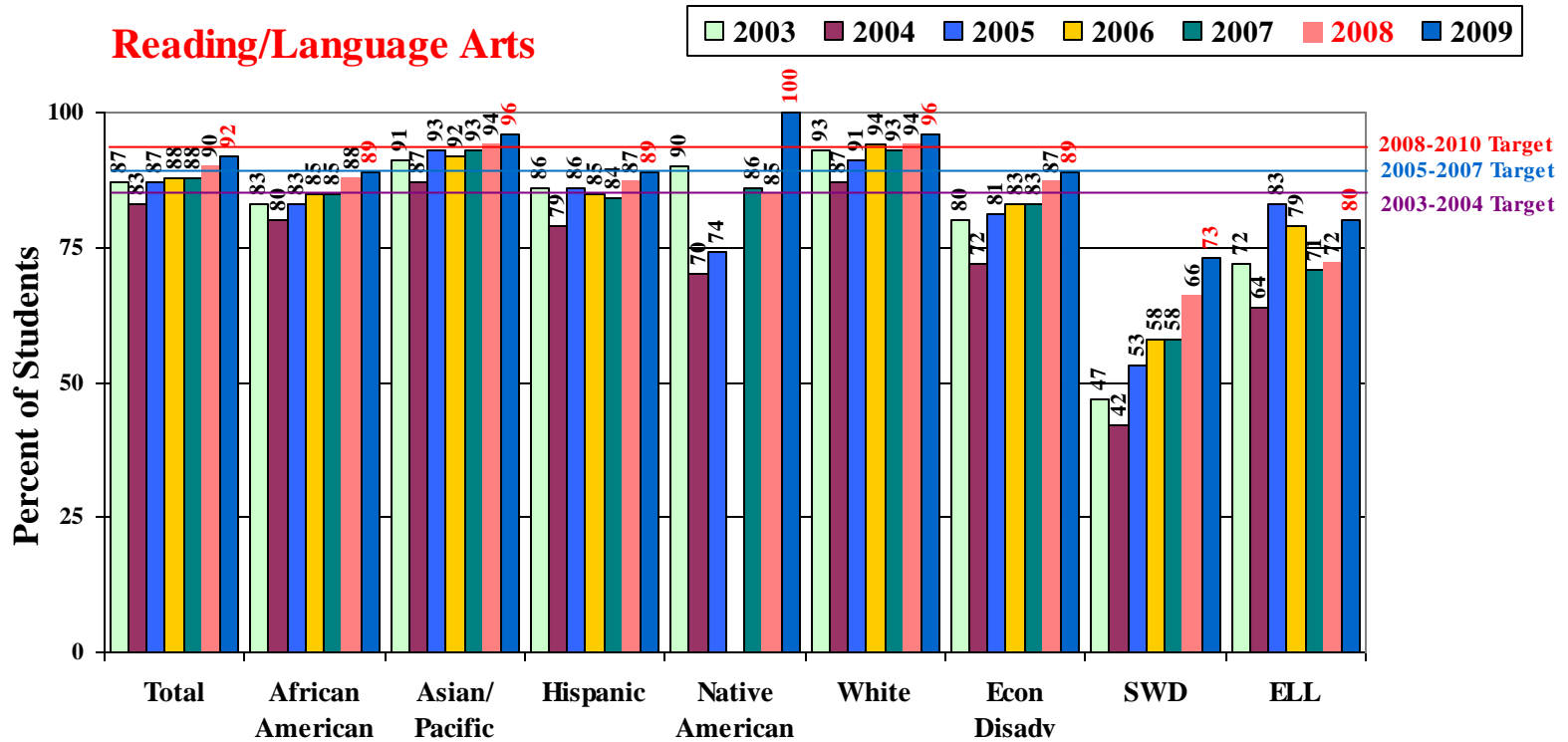
Percent of MNPS Students in Grades 3-8 Scoring Proficient or Advanced by NCLB Subgroup

Mathematics

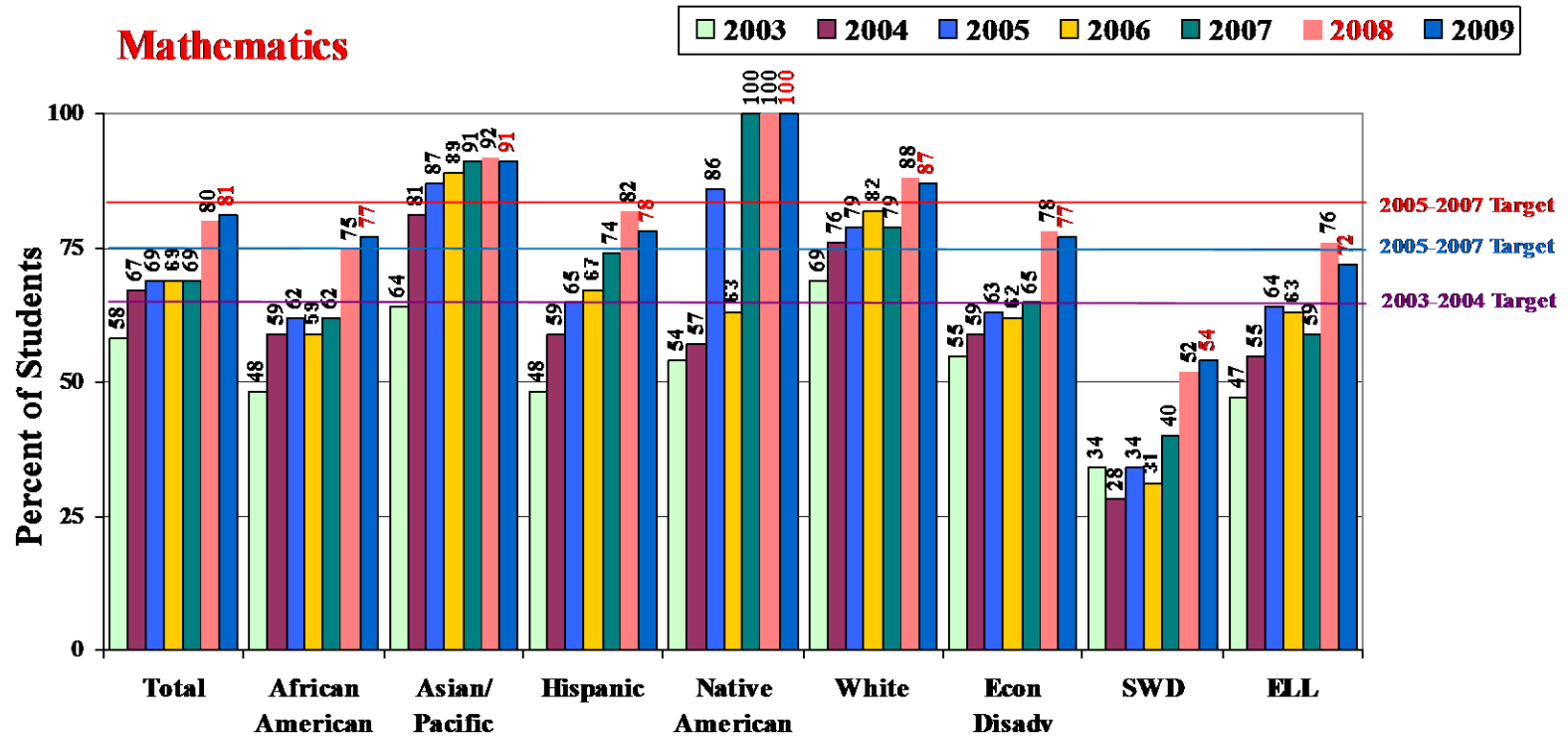


Note: Only grades 3, 5, and 8 were included in NCLB results in 2003-2005.

Percent of MNPS High School Students Scoring Proficient or Advanced by NCLB Subgroup



Percent of MNPS High School Students Scoring Proficient or Advanced by NCLB Subgroup



2009 MNPS Adequate Yearly Progress (AYP) Summary by K-8 NCLB Subgroup

Elementary/Middle AYP Summary

	All	African American	Asian/Pacific	Hispanic	Native American	White	Economic Disadv	Students w/ Disabil	Limited Engl Profic
Math									
% Tested	+	+	+	+	<45	+	+	+	+
% Proficient/Adv	+	+	+	+	<45	+	+	+	+
Reading/Language Arts/Writing									
% Tested	+	+	+	+	<45	+	+	+	+
% Proficient/Adv	x	x	+	+	<45	+	x	+	+
Additional Indicator									
Attendance Rate	+								
Met AYP?	x								

2009 MNPS Adequate Yearly Progress (AYP) Summary by High School NCLB Subgroup

High School AYP Summary

	All	African American	Asian/Pacific	Hispanic	Native American	White	Economic Disadv	Students w/ Disabil	Limited Engl Profic
Math									
% Tested	+	+	+	+	<45	+	+	+	+
% Proficient/Adv	+	+	+	+	<45	+	+	+	+
Reading/Language Arts/Writing									
% Tested	+	+	+	+	<45	+	+	+	+
% Proficient/Adv	+	+	+	+	<45	+	+	+	+
Additional Indicator									
Graduation Rate	+								
Met AYP?	+								

**MNPS makes NCLB
Adequate Yearly Progress
in High School grades
for the first time!**

2009 District NCLB Status:

Restructuring 1 - Improving